

A Hypothetical Illustration of:
ClassicMark 10
Single Premium Deferred Fixed Indexed Annuity

Issued by Amerigo Financial Life and Annuity Insurance Company. ("Amerigo")
Kansas City, MO
www.amerigo.com



Prepared For:
Valued Client
Male, Age 60

Prepared On:
April 1, 2024
12:49 P.M.

Prepared By:
Valued Producer

Table of Contents	
Product Highlights	Page 2
Illustration Overview	Page 3
Illustrated Historical Performance	Page 4
Illustrated Guaranteed Contract Values	Page 6
Illustrated Non-Guaranteed Contract Values	Page 8
Product Information	Page 10
Glossary and Definitions	Page 11
Additional Information	Page 13

This is a hypothetical illustration only, and not a contract. This hypothetical illustration is not an indication of the annuity's past or future performance. It is hypothetical and is intended solely to show how different crediting options may affect your annuity. Interest rates, index factors, fees, and other values can change and are not guaranteed unless clearly labeled as guaranteed. Actual results will be higher or lower than what is shown in this hypothetical illustration but will not be less than the minimum guarantees.

18-631-2 (07/23)

Rev. 10/23


AF1403v1023

Prepared For:	Valued Client	Single Premium:	\$100,000.00
Issue Age:	60	Illustration Date:	April 1, 2024
State of Issue:	KS	Product:	ClassicMark 10

Product Highlights

With strong product features that stand the test of time, ClassicMark fixed indexed annuities can help you implement a smart financial strategy:

- **Safeguard your money**—ClassicMark has a built-in minimum guarantee that offers protection of your premium regardless of market conditions.
- **Grow Your Wealth**—ClassicMark delivers several ways to help you grow your nest egg. These include an optional premium bonus to jump-start your earnings, a diverse range of interest crediting strategies—including many uncapped participation rate strategies—that allow you to strategically choose how your money can grow, and tax deferral to allow your money to work harder for you.
- **Maintain Flexible Access**—If you need to access your money during the contract's surrender charge period, ClassicMark provides 10% penalty-free withdrawals starting in the first year and multiple ways to withdraw your money without incurring surrender charges.
- **Leave a Worry-Free Legacy**—Protect your loved ones with a death benefit that is generally free from the hassles, publicity, and delays of probate. In no case will your beneficiaries receive less than your contract's Guaranteed Minimum Value.
- **Trust Your Insurer**—Overcome uncertainty with guarantees backed by a company you can rely on. When you purchase ClassicMark, you can feel secure knowing that you've trusted your future to a highly rated, financially strong company.



AM BEST — **A (Excellent)** for financial strength and operating performance. This is the third highest of AM Best's 15 ratings. Visit the Who We Are section of www.americo.com for more information.

Prepared For:	Valued Client	Single Premium:	\$100,000.00
Issue Age:	60	Illustration Date:	April 1, 2024
State of Issue:	KS	Product:	ClassicMark 10

Illustration Overview

ClassicMark 10

Plan Type: Non-Qualified

Allocations:

Percentage	Interest Crediting Strategy	Participation Rate	Cap	Fixed Rate on Gain	Declared Rate
0%	One-Year S&P 500[®] Point-to-Point With Cap	100%	8.70%	NA	NA
0%	One-Year S&P 500[®] IQ Index* Point-to-Point With Cap	100%	15.10%	NA	NA
0%	One-Year S&P 500[®] IQ Index* Point-to-Point With Participation Rate	75%	NA	NA	NA
0%	One-Year Gold Point-to-Point With Participation Rate	61%	NA	NA	NA
0%	One-Year SG Laser Index** Point-to-Point With Participation Rate	180%	NA	NA	NA
0%	One-Year SG Columbia Adaptive Risk Allocation Index Point-to-Point With Participation Rate	182%	NA	NA	NA
0%	Two-Year S&P 500[®] Point-to-Point With Participation Rate	77%	NA	NA	NA
0%	Two-Year SG Laser Index** Point-to-Point With Participation Rate	249%	NA	NA	NA
0%	Two-Year SG Columbia Adaptive Risk Allocation Index Point-to-Point With Participation Rate	251%	NA	NA	NA
100%	Five-Year FUSION StrategySM	135%	NA	6%	NA
0%	Declared Interest Option	NA	NA	NA	4.35%

Total: 100% The rates illustrated are current as of the date illustrated.

* Also known as the S&P 500 IQ 0.5% Decrement Index.

** Also known as the SG Lead Asset Select Exposure Rotation Index.

Introduction to Your Illustration

This illustration assumes the index will repeat historical performance and that the annuity's current non-guaranteed elements, such as caps, participation rates, or other interest crediting adjustments, will not change. It is likely that the index will not repeat historical performance, the non-guaranteed elements will change, and actual values will be higher or lower than those in this illustration but will not be less than the minimum guarantees. The values in this illustration are not guarantees or even estimates of the amounts you can expect from your annuity.

Please review the entire Disclosure Document and Buyer's Guide provided with your Annuity Contract for more detailed information about your annuity and discussion of key terms and definitions.

This hypothetical illustration may not be used and is not complete unless accompanied by the Disclosure Document and Buyer's Guide, which are considered part of this Illustration.

This product is underwritten by Americo Financial Life and Annuity Insurance Company (Americo). Americo does not provide fiduciary advice, recommendations, tax advice, or legal advice.

Annuity contract and rider are issued under form Series 411 and state variations thereof.

Prepared For:	Valued Client	Single Premium:	\$100,000.00
Issue Age:	60	Illustration Date:	April 1, 2024
State of Issue:	KS	Product:	ClassicMark 10

Illustrated Historical Performance

Hypothetical Aggregate Summary

Last 10 Years

Lowest 10-Year Period

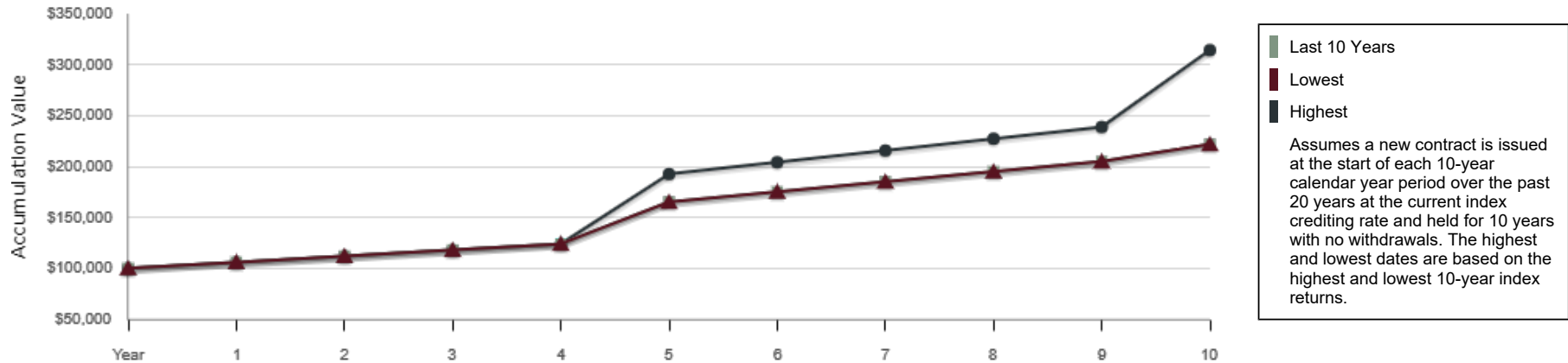
Highest 10-Year Period

Contract Year	Last 10 Years			Lowest 10-Year Period			Highest 10-Year Period		
	Index Rate	Interest Credited	Accumulation Value	Index Rate	Interest Credited	Accumulation Value	Index Rate	Interest Credited	Accumulation Value
1	6.00%	\$6,000	\$106,000	6.00%	\$6,000	\$106,000	6.00%	\$6,000	\$106,000
2	6.00%	\$6,000	\$112,000	6.00%	\$6,000	\$112,000	6.00%	\$6,000	\$112,000
3	6.00%	\$6,000	\$118,000	6.00%	\$6,000	\$118,000	6.00%	\$6,000	\$118,000
4	6.00%	\$6,000	\$124,000	6.00%	\$6,000	\$124,000	6.00%	\$6,000	\$124,000
5	41.19%	\$41,188	\$165,188	41.19%	\$41,188	\$165,188	68.60%	\$68,596	\$192,596
6	6.00%	\$9,911	\$175,100	6.00%	\$9,911	\$175,100	6.00%	\$11,556	\$204,152
7	6.00%	\$9,911	\$185,011	6.00%	\$9,911	\$185,011	6.00%	\$11,556	\$215,708
8	6.00%	\$9,911	\$194,922	6.00%	\$9,911	\$194,922	6.00%	\$11,556	\$227,264
9	6.00%	\$9,911	\$204,834	6.00%	\$9,911	\$204,834	6.00%	\$11,556	\$238,819
10	10.30%	\$17,017	\$221,850	10.30%	\$17,017	\$221,850	39.16%	\$75,422	\$314,241

Average Annualized Return = 8.29%

Average Annualized Return = 8.29%

Average Annualized Return = 12.13%



Prepared For:	Valued Client	Single Premium:	\$100,000.00
Issue Age:	60	Illustration Date:	April 1, 2024
State of Issue:	KS	Product:	ClassicMark 10

Illustrated Historical Performance

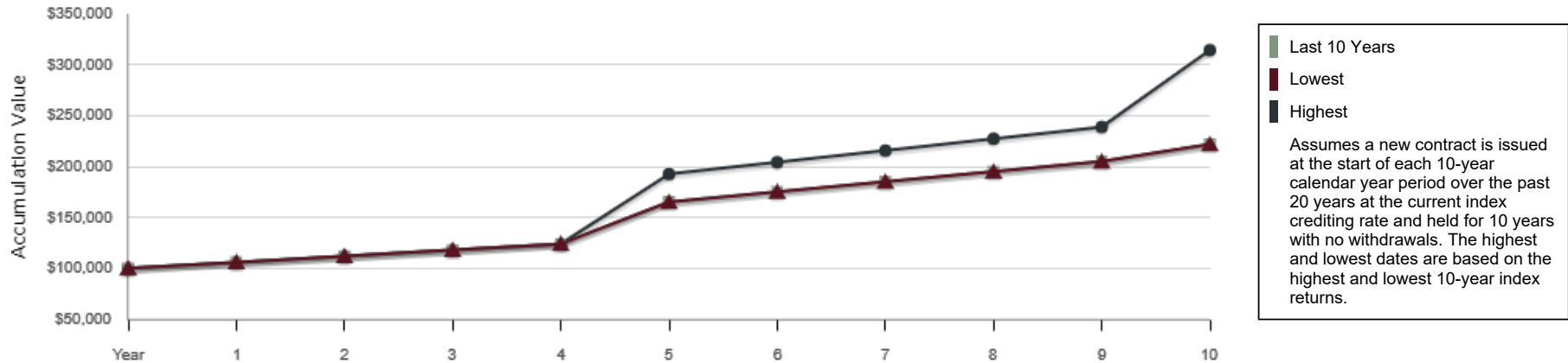
Five-Year FUSION StrategySM

Contract Year	Last 10 Years 1/1/2014 – 12/31/2023			Lowest 10-Year Period 1/1/2014 – 12/31/2023			Highest 10-Year Period 1/1/2010 – 12/31/2019		
	Index Rate	Interest Credited	Accumulation Value	Index Rate	Interest Credited	Accumulation Value	Index Rate	Interest Credited	Accumulation Value
1	6.00%	\$6,000	\$106,000	6.00%	\$6,000	\$106,000	6.00%	\$6,000	\$106,000
2	6.00%	\$6,000	\$112,000	6.00%	\$6,000	\$112,000	6.00%	\$6,000	\$112,000
3	6.00%	\$6,000	\$118,000	6.00%	\$6,000	\$118,000	6.00%	\$6,000	\$118,000
4	6.00%	\$6,000	\$124,000	6.00%	\$6,000	\$124,000	6.00%	\$6,000	\$124,000
5	41.19%	\$41,188	\$165,188	41.19%	\$41,188	\$165,188	68.60%	\$68,596	\$192,596
6	6.00%	\$9,911	\$175,100	6.00%	\$9,911	\$175,100	6.00%	\$11,556	\$204,152
7	6.00%	\$9,911	\$185,011	6.00%	\$9,911	\$185,011	6.00%	\$11,556	\$215,708
8	6.00%	\$9,911	\$194,922	6.00%	\$9,911	\$194,922	6.00%	\$11,556	\$227,264
9	6.00%	\$9,911	\$204,834	6.00%	\$9,911	\$204,834	6.00%	\$11,556	\$238,819
10	10.30%	\$17,017	\$221,850	10.30%	\$17,017	\$221,850	39.16%	\$75,422	\$314,241

Average Annualized Return = 8.29%

Average Annualized Return = 8.29%

Average Annualized Return = 12.13%





Prepared For:	Valued Client	Single Premium:	\$100,000.00
Issue Age:	60	Illustration Date:	April 1, 2024
State of Issue:	KS	Product:	ClassicMark 10

Illustrated Guaranteed Contract Values

Hypothetical Illustration: ClassicMark 10

End of Year	Age	Premium	Withdrawal or RMD	Credited Rate	Interest Credited	Accumulation Value	Cash Surrender Value	Guaranteed Minimum Value	Death Benefit*
1	61	\$100,000	\$0	0.00%	\$0	\$100,000	\$88,300	\$90,081	\$100,000
2	62	\$0	\$0	0.00%	\$0	\$100,000	\$89,200	\$92,739	\$100,000
3	63	\$0	\$0	0.00%	\$0	\$100,000	\$90,100	\$95,474	\$100,000
4	64	\$0	\$0	0.00%	\$0	\$100,000	\$90,550	\$98,291	\$100,000
5	65	\$0	\$0	0.00%	\$0	\$100,000	\$91,000	\$101,191	\$101,191
6	66	\$0	\$0	0.00%	\$0	\$100,000	\$91,900	\$104,176	\$104,176
7	67	\$0	\$0	0.00%	\$0	\$100,000	\$92,800	\$107,249	\$107,249
8	68	\$0	\$0	0.00%	\$0	\$100,000	\$93,700	\$110,413	\$110,413
9	69	\$0	\$0	0.00%	\$0	\$100,000	\$94,600	\$113,670	\$113,670
10	70	\$0	\$0	0.00%	\$0	\$100,000	\$95,500	\$117,023	\$117,023
11	71	\$0	\$0	0.00%	\$0	\$100,000	\$100,000	\$120,475	\$120,475
12	72	\$0	\$0	0.00%	\$0	\$100,000	\$100,000	\$124,029	\$124,029
13	73	\$0	\$0	0.00%	\$0	\$100,000	\$100,000	\$127,688	\$127,688
14	74	\$0	\$0	0.00%	\$0	\$100,000	\$100,000	\$131,455	\$131,455
15	75	\$0	\$0	0.00%	\$0	\$100,000	\$100,000	\$135,333	\$135,333
16	76	\$0	\$0	0.00%	\$0	\$100,000	\$100,000	\$139,325	\$139,325
17	77	\$0	\$0	0.00%	\$0	\$100,000	\$100,000	\$143,435	\$143,435
18	78	\$0	\$0	0.00%	\$0	\$100,000	\$100,000	\$147,667	\$147,667
19	79	\$0	\$0	0.00%	\$0	\$100,000	\$100,000	\$152,023	\$152,023
20	80	\$0	\$0	0.00%	\$0	\$100,000	\$100,000	\$156,507	\$156,507
21	81	\$0	\$0	0.00%	\$0	\$100,000	\$100,000	\$161,124	\$161,124
22	82	\$0	\$0	0.00%	\$0	\$100,000	\$100,000	\$165,878	\$165,878
23	83	\$0	\$0	0.00%	\$0	\$100,000	\$100,000	\$170,771	\$170,771
24	84	\$0	\$0	0.00%	\$0	\$100,000	\$100,000	\$175,809	\$175,809
25	85	\$0	\$0	0.00%	\$0	\$100,000	\$100,000	\$180,995	\$180,995

Prepared For:	Valued Client	Single Premium:	\$100,000.00
Issue Age:	60	Illustration Date:	April 1, 2024
State of Issue:	KS	Product:	ClassicMark 10

Illustrated Guaranteed Contract Values

Hypothetical Illustration: ClassicMark 10

End of Year	Age	Premium	Withdrawal or RMD	Credited Rate	Interest Credited	Accumulation Value	Cash Surrender Value	Guaranteed Minimum Value	Death Benefit*
26	86	\$0	\$0	0.00%	\$0	\$100,000	\$100,000	\$186,334	\$186,334
27	87	\$0	\$0	0.00%	\$0	\$100,000	\$100,000	\$191,831	\$191,831
28	88	\$0	\$0	0.00%	\$0	\$100,000	\$100,000	\$197,490	\$197,490
29	89	\$0	\$0	0.00%	\$0	\$100,000	\$100,000	\$203,316	\$203,316
30	90	\$0	\$0	0.00%	\$0	\$100,000	\$100,000	\$209,314	\$209,314
35	95	\$0	\$0	0.00%	\$0	\$100,000	\$100,000	\$242,064	\$242,064

For definitions of terms, see Glossary.

Guaranteed values are based on interest crediting strategy allocations and percentages selected in the illustration input, 0% growth in the indexed strategies, and a guaranteed minimum rate of 0.15% in the Declared Interest Option. The Guaranteed Minimum Value is available upon full surrender, death, or annuitization. It is equal to 87.5% of the contract's premium minus any gross withdrawals and applicable premium tax, plus interest credited at the Guaranteed Minimum Value Interest Rate shown on the contract. This hypothetical illustration assumes a 2.95% Guaranteed Minimum Value Interest Rate.

* The Death Benefit is the greater of the Accumulation Value or Guaranteed Minimum Value. The values shown will be decreased by any applicable premium taxes.



Prepared For:	Valued Client	Single Premium:	\$100,000.00
Issue Age:	60	Illustration Date:	April 1, 2024
State of Issue:	KS	Product:	ClassicMark 10

Illustrated Non-Guaranteed Contract Values

Hypothetical Illustration: ClassicMark 10

End of Year	Age	Premium	Withdrawal or RMD	Credited Rate	Interest Credited	Accumulation Value	Cash Surrender Value	Guaranteed Minimum Value	Death Benefit*
1	61	\$100,000	\$0	6.00%	\$6,000	\$106,000	\$93,520	\$90,081	\$106,000
2	62	\$0	\$0	6.00%	\$6,000	\$112,000	\$99,832	\$92,739	\$112,000
3	63	\$0	\$0	6.00%	\$6,000	\$118,000	\$106,252	\$95,474	\$118,000
4	64	\$0	\$0	6.00%	\$6,000	\$124,000	\$112,219	\$98,291	\$124,000
5	65	\$0	\$0	41.19%	\$41,188	\$165,188	\$149,910	\$101,191	\$165,188
6	66	\$0	\$0	6.00%	\$9,911	\$175,100	\$160,827	\$104,176	\$175,100
7	67	\$0	\$0	6.00%	\$9,911	\$185,011	\$171,611	\$107,249	\$185,011
8	68	\$0	\$0	6.00%	\$9,911	\$194,922	\$182,573	\$110,413	\$194,922
9	69	\$0	\$0	6.00%	\$9,911	\$204,834	\$193,713	\$113,670	\$204,834
10	70	\$0	\$0	10.30%	\$17,017	\$221,850	\$211,782	\$117,023	\$221,850
11	71	\$0	\$0	6.00%	\$13,311	\$235,161	\$235,161	\$120,475	\$235,161
12	72	\$0	\$0	6.00%	\$13,311	\$248,472	\$248,472	\$124,029	\$248,472
13	73	\$0	\$0	6.00%	\$13,311	\$261,783	\$261,783	\$127,688	\$261,783
14	74	\$0	\$0	6.00%	\$13,311	\$275,094	\$275,094	\$131,455	\$275,094
15	75	\$0	\$0	41.19%	\$91,377	\$366,471	\$366,471	\$135,333	\$366,471
16	76	\$0	\$0	6.00%	\$21,988	\$388,459	\$388,459	\$139,325	\$388,459
17	77	\$0	\$0	6.00%	\$21,988	\$410,448	\$410,448	\$143,435	\$410,448
18	78	\$0	\$0	6.00%	\$21,988	\$432,436	\$432,436	\$147,667	\$432,436
19	79	\$0	\$0	6.00%	\$21,988	\$454,424	\$454,424	\$152,023	\$454,424
20	80	\$0	\$0	10.30%	\$37,752	\$492,176	\$492,176	\$156,507	\$492,176
21	81	\$0	\$0	6.00%	\$29,531	\$521,706	\$521,706	\$161,124	\$521,706
22	82	\$0	\$0	6.00%	\$29,531	\$551,237	\$551,237	\$165,878	\$551,237
23	83	\$0	\$0	6.00%	\$29,531	\$580,767	\$580,767	\$170,771	\$580,767
24	84	\$0	\$0	6.00%	\$29,531	\$610,298	\$610,298	\$175,809	\$610,298
25	85	\$0	\$0	41.19%	\$202,719	\$813,017	\$813,017	\$180,995	\$813,017

Prepared For:	Valued Client	Single Premium:	\$100,000.00
Issue Age:	60	Illustration Date:	April 1, 2024
State of Issue:	KS	Product:	ClassicMark 10

Illustrated Non-Guaranteed Contract Values

Hypothetical Illustration: ClassicMark 10

End of Year	Age	Premium	Withdrawal or RMD	Credited Rate	Interest Credited	Accumulation Value	Cash Surrender Value	Guaranteed Minimum Value	Death Benefit*
26	86	\$0	\$0	6.00%	\$48,781	\$861,798	\$861,798	\$186,334	\$861,798
27	87	\$0	\$0	6.00%	\$48,781	\$910,579	\$910,579	\$191,831	\$910,579
28	88	\$0	\$0	6.00%	\$48,781	\$959,360	\$959,360	\$197,490	\$959,360
29	89	\$0	\$0	6.00%	\$48,781	\$1,008,141	\$1,008,141	\$203,316	\$1,008,141
30	90	\$0	\$0	10.30%	\$83,753	\$1,091,894	\$1,091,894	\$209,314	\$1,091,894
35	95	\$0	\$0	41.19%	\$449,733	\$1,803,682	\$1,803,682	\$242,064	\$1,803,682

For definitions of terms, see Glossary.

The information shown on this illustration is for hypothetical demonstration purposes only. Any examples of future values used in a sales presentation are provided only for demonstrative purposes. Any such example must not be regarded as guaranteed or as estimated future performance unless it is based solely on the minimum guaranteed interest rates.

Non-guaranteed values are based on interest crediting strategy allocations and percentages selected in the illustration input using current non-guaranteed caps, participation rates, and interest rates. The Guaranteed Minimum Value is available upon full surrender, death, or annuitization. It is equal to 87.5% of the contract's premium minus any gross withdrawals and applicable premium tax, plus interest credited at the Guaranteed Minimum Value Interest Rate shown on the contract. This hypothetical illustration assumes a 2.95% Guaranteed Minimum Value Interest Rate.

* The Death Benefit is the greater of the Accumulation Value or Guaranteed Minimum Value. The values shown will be decreased by any applicable premium taxes.

Prepared For:	Valued Client	Single Premium:	\$100,000.00
Issue Age:	60	Illustration Date:	April 1, 2024
State of Issue:	KS	Product:	ClassicMark 10

Product Information

ClassicMark 10

Access to Accumulation Value — If the unexpected happens, ClassicMark offers you several different ways to access your Accumulation Value without incurring surrender charges. These include 10% penalty-free withdrawals each contract year, including the first, and, in most states, access to up to 100% of your Accumulation Value for nursing home confinement under the Waiver of Surrender Charges Upon Nursing Home or Hospital Confinement Endorsement (not available in MA). [Endorsement Forms AAA4139 (05/06), ACA4139 (04/13), APA4139 (05/06), ASD4139 (05/06), ATX4139 (05/06).]

Surrender Charges — During your annuity's first 10 years, surrender charges may apply to withdrawals or surrenders that are greater than the penalty-free amount. The surrender charge is equal to the surrender charge percentage shown below for the applicable contract year multiplied by the amount withdrawn or surrendered.

Surrender Charge Schedule											
Contract Year	1	2	3	4	5	6	7	8	9	10	11+
Surrender Charge	13%	12%	11%	10.5%	10%	9%	8%	7%	6%	5%	0%

Guarantees — To shield your retirement funds from market-related losses, ClassicMark has a built-in minimum guarantee. This offers security of principal regardless of market conditions. Upon full surrender, death, or annuitization, you are guaranteed to receive no less than the Guaranteed Minimum Value, which is equal to 87.5% of the contract's premium minus any gross withdrawals and applicable premium tax, plus interest credited at the Guaranteed Minimum Value Interest Rate shown on your contract's data page. Your Guaranteed Minimum Value Interest Rate is set when your contract is issued and will not change for the life of the contract.

Death Benefit — Should you die before annuity payments begin, the annuity's Death Benefit will be the greater of the Accumulation Value or the Guaranteed Minimum Value. The value used is decreased by any applicable premium taxes. Proceeds are paid directly to your chosen beneficiary. Death benefit proceeds are also generally free from the hassles, publicity, and delays of probate.

Prepared For:	Valued Client	Single Premium:	\$100,000.00
Issue Age:	60	Illustration Date:	April 1, 2024
State of Issue:	KS	Product:	ClassicMark 10

Glossary and Definitions

Accumulation Value — The sum of all Declared Interest Options plus all indexed strategies plus all premiums not yet allocated, including interest thereon.

Age — A person's age on the contract date as of his or her last birthday.

Allocation — The percentage of premium allocated to an indexed strategy or the Declared Interest Option.

Amount on Gain — The amount, if any, added to the FUSION Strategy. It applies on each of the first four anniversaries of the Index Date if the Index Value increases over the beginning Index Value.

Annuitization — In a process known as annuitization, on your contract annuity date, you can elect a guaranteed stream of income that will last as long as your retirement. There are various settlement options available to meet your needs. As illustrated, this contract would annuitize on 4/1/2059. Below is an example of the guaranteed income stream you would receive based on the guaranteed Cash Surrender Value, assuming no prior withdrawals and a life income with 10-year period certain settlement option.

Guaranteed Annuitization Factor: 8.65

Guaranteed Monthly Payment: \$865.00

Cap — The maximum interest rate credited during the term period. The minimum cap is 1.00%.

Cash Surrender Value — An amount that is equal to the Accumulation Value less the surrender charge and less any applicable premium tax, or the Guaranteed Minimum Value, if greater.

Contract Year — The period from one contract anniversary to the next.

Credited Rate — The rate of interest credited to the contract at the end of the index period.

Death Benefit — The greater of 100% of Accumulation Value or Guaranteed Minimum Value.

Declared Interest Option — Premium allocated to the Declared Interest Option earns a fixed interest rate declared by Amerigo. This rate may change but will never be less than 0.15%. Also known as Fixed Rate Strategy.

Fixed Rate on Gain — An interest rate that is multiplied by the Initial Value to determine any Amount on Gain credited to the FUSION Strategy on the first four anniversaries of the Index Date. The Fixed Rate on Gain is declared at the beginning of each Index Period and guaranteed for the length of the Index Period. The Minimum Fixed Rate on Gain is 0.5%.

FUSION Strategy — A five-year Indexed Strategy that determines any interest credited by applying a Fixed Rate on Gain on each of the first four anniversaries of the Index Date plus a participation rate on the fifth anniversary of the Index Date. Also known as the SG Columbia Adaptive Risk Allocation Index Point-to-Point (Without Cap) With Amount on Gain.

Guaranteed Minimum Value — The minimum amount available upon full surrender, death, or annuitization. It is equal to 87.5% of the contract's premium minus any gross withdrawals and applicable premium tax, plus interest credited at the Guaranteed Minimum Value Interest Rate shown on your contract's data page. Your Guaranteed Minimum Value Interest Rate is set when the contract is issued and will not change for the life of the contract.

Index Change — The percentage change in the index value from the allocation date to the last day of the index period.

Index Credited Amount — The amount of interest credited to an indexed strategy at the end of each index period.

Index Date — Any date on which an index period begins or ends.

Index Period — The one-, two-, or five-year period over which any increase in an index is determined.

Index Rate — The rate used to determine the amount of interest credited to an indexed strategy.

Index Value — The actual numerical value of the index on an index date. If an index date falls on a date on which the index market is not open, the index value will be determined as of the last preceding date that the market was open for trading.

Prepared For:	Valued Client	Single Premium:	\$100,000.00
Issue Age:	60	Illustration Date:	April 1, 2024
State of Issue:	KS	Product:	ClassicMark 10

Glossary and Definitions

Indexed Strategy — A type of interest crediting strategy that calculates the interest rate based on the performance of a market index. Interest credited is limited to a participation rate, cap, or Fixed Rate on Gain but will never be less than 0%.

Indexing Method — The method by which the index value that is used to credit interest to an indexed strategy is determined. Available indexing methods are point-to-point and point-to-point with amount on gain.

Initial Value — An amount equal to the value of the indexed strategy at the beginning of the Index Period, minus any subsequent withdrawals.

Interest Credited Amount — The amount of interest credited to an indexed strategy at the end of each index period.

Point-to-Point — Interest credited to a point-to-point indexed strategy is determined by taking the value of the index on the last day of the Index Period and comparing it with the value on the Index Date, or the beginning value, in the case of renewal. Interest credited is determined by applying a cap to any increase or by multiplying any increase by a participation rate.

Participation Rate — A percentage that is multiplied by the percentage change in the index value used to calculate the index rate. The minimum participation rate is 5% (10% in New Jersey) for all indexed strategies.

Premium — The amount of money paid into the contract.

Required Minimum Distribution — The minimum amount that must be withdrawn from a tax-qualified plan each year. Required minimum distribution amounts associated with the contract that are greater than the penalty-free amount may be withdrawn without surrender charges. This is available by current company practice beginning in the first contract year.

Withdrawal — The amount withdrawn from the contract during the contract year.



Prepared For:	Valued Client	Single Premium:	\$100,000.00
Issue Age:	60	Illustration Date:	April 1, 2024
State of Issue:	KS	Product:	ClassicMark 10

Additional Information

In approved states, **ClassicMark Forms:** Series 411, 4204, 2181. AAA411 LG10 (12/22), AAA411 LG10 DP (06/23), AAA411 LG86+ (12/22), AAA411 LG86+ DP (06/23), AAA411 LG10B (12/22), AAA411 LG10B DP (06/23), AAA4204, AAA2181; ICC22 411 LG10, ICC22 411 LG86+, ICC22 411 LG10B, ICC19 4204. **In Oregon:** ICC22 411 LG10, ICC22 411 LG86+, ICC22 411 LG10B, ICC19 4204; AOR2181. **Waiver of Surrender Charge Upon Nursing Home or Hospital Confinement Endorsement** (not available in MA): AAA4139 (05/06), ACA4139 (04/13), APA4139 (05/06), ASD4139 (05/06), ATX4139 (05/06). Products are single premium deferred fixed indexed annuities underwritten by **Americo Financial Life and Annuity Insurance Company (Americo)**, Kansas City, MO, and may vary in accordance with state laws. Products are designed and exclusively marketed by Legacy Marketing Group®, an independent, authorized agency of Americo. Certain restrictions and variations apply. Consult contract and riders for all limitations and exclusions. Americo Financial Life and Annuity Insurance Company is authorized to conduct business in the District of Columbia and all states except NY. Some products and benefits may not be available in all states. ClassicMark is a registered service mark, and FUSION Strategy and Heritage Maximizer are service marks, of Legacy Marketing Group.

Contract guarantees and benefits are based solely on the claims-paying ability of the issuing insurance company. No agent, agency, or entity makes any representation or guarantee regarding the issuer's claims-paying ability.

Any examples of future values used in a sales presentation are provided only for demonstrative purposes.

This product does not directly participate in any stock or equity investments. Refer to your Benefits Summary & Disclosure Statement, as well as your contract, for the governing contractual provisions.

S&P Dow Jones Indices:

The "S&P 500®" and "S&P 500 IQ 0.5% Decrement Index" ("S&P 500 IQ Index" or the "Index") are products of S&P Dow Jones Indices LLC or its affiliates ("SPDJI") and have been licensed for use by Americo Financial Life and Annuity Insurance Company (Americo). S&P®, S&P 500®, US 500, The 500, iBoxx®, iTraxx® and CDX® are trademarks of S&P Global, Inc. or its affiliates ("S&P"); Dow Jones® is a registered trademark of Dow Jones Trademark Holdings LLC ("Dow Jones"). It is not possible to invest directly in an index. Americo Fixed Indexed Annuities ("FIAs") are not sponsored, endorsed, sold or promoted by SPDJI, Dow Jones, S&P, or any of their respective affiliates (collectively, "S&P Dow Jones Indices"). S&P Dow Jones Indices does not make any representation or warranty, express or implied, to the owners of Americo FIAs or any member of the public regarding the advisability of investing in securities generally or in Americo FIAs particularly or the ability of the S&P 500® and S&P 500 IQ Index to track general market performance. Past performance of an index is not an indication or guarantee of future results. S&P Dow Jones Indices' only relationship to Americo with respect to the S&P 500® and S&P 500 IQ Index is the licensing of the Index and certain trademarks, service marks and/or trade names of S&P Dow Jones Indices and/or its licensors. The S&P 500® and S&P 500 IQ Index are determined, composed and calculated by S&P Dow Jones Indices without regard to Americo or Americo FIAs. S&P Dow Jones Indices has no obligation to take the needs of Americo or the owners of Americo FIAs into consideration in determining, composing or calculating the S&P 500® and S&P 500 IQ Index. S&P Dow Jones Indices has no obligation or liability in connection with the administration, marketing or trading of Americo FIAs. There is no assurance that investment products based on the S&P 500® and S&P 500 IQ Index will accurately track index performance or provide positive investment returns. S&P Dow Jones Indices LLC is not an "investment adviser, commodity trading advisory, commodity pool operator, broker dealer, fiduciary, or promoter" (as defined in the Investment Company Act of 1940, as amended), "expert" as enumerated within 15 U.S.C. § 77k(a) or tax advisor. Inclusion of a security, commodity, crypto currency or other asset within an index is not a recommendation by S&P Dow Jones Indices to buy, sell, or hold such security, commodity, crypto currency or other asset, nor is it considered to be investment advice or commodity trading advice.

NEITHER S&P DOW JONES INDICES NOR THIRD PARTY LICENSOR GUARANTEES THE ADEQUACY, ACCURACY, TIMELINESS AND/OR THE COMPLETENESS OF THE S&P 500® AND S&P 500 IQ INDEX OR ANY DATA RELATED THERETO OR ANY COMMUNICATION, INCLUDING BUT NOT LIMITED TO, ORAL OR WRITTEN COMMUNICATION (INCLUDING ELECTRONIC COMMUNICATIONS) WITH RESPECT THERETO. S&P DOW JONES INDICES SHALL NOT BE SUBJECT TO ANY DAMAGES OR LIABILITY FOR ANY ERRORS, OMISSIONS, OR DELAYS THEREIN. S&P DOW JONES INDICES MAKES NO EXPRESS OR IMPLIED WARRANTIES, AND EXPRESSLY DISCLAIMS ALL WARRANTIES, OF MERCHANTABILITY OR FITNESS FOR A PARTICULAR PURPOSE OR USE OR AS TO RESULTS TO BE OBTAINED BY AMERICO, OWNERS OF AMERICO FIAs, OR ANY OTHER PERSON OR ENTITY FROM THE USE OF THE S&P 500® AND S&P 500 IQ INDEX OR WITH RESPECT TO ANY DATA RELATED THERETO. WITHOUT LIMITING ANY OF THE FOREGOING, IN NO EVENT WHATSOEVER SHALL S&P DOW JONES INDICES BE LIABLE FOR ANY INDIRECT, SPECIAL, INCIDENTAL, PUNITIVE, OR CONSEQUENTIAL DAMAGES INCLUDING BUT NOT LIMITED TO, LOSS OF PROFITS, TRADING LOSSES, LOST TIME OR GOODWILL, EVEN IF THEY HAVE BEEN ADVISED OF THE POSSIBILITY OF SUCH DAMAGES, WHETHER IN CONTRACT, TORT, STRICT LIABILITY, OR OTHERWISE. S&P DOW JONES INDICES HAS NOT REVIEWED, PREPARED AND/OR CERTIFIED ANY PORTION OF, NOR DOES S&P DOW JONES INDICES HAVE ANY CONTROL OVER, THE LICENSEE PRODUCT REGISTRATION STATEMENT, PROSPECTUS OR OTHER OFFERING MATERIALS. THERE ARE NO THIRD-PARTY BENEFICIARIES OF ANY AGREEMENTS OR ARRANGEMENTS BETWEEN S&P DOW JONES INDICES AND AMERICO, OTHER THAN THE LICENSORS OF S&P DOW JONES INDICES.

LBMA Gold Price PM Index:

All references to LBMA Gold Price are used with the permission of ICE Benchmark Administration Limited and have been provided for informational purposes only. ICE Benchmark Administration Limited accepts no liability or responsibility for the accuracy of the prices or the underlying product to which the prices may be referenced. LBMA Gold Price is a trade mark of Precious Metal Prices Limited.

MORGAN STANLEY TARGET EQUITY BALANCED INDEX:

This product is not sponsored, endorsed, sold or promoted by Morgan Stanley or any of its affiliates. Neither Morgan Stanley nor any other party (including, without limitation, any calculation agents or data providers) makes any representation or warranty, express or implied, regarding the advisability of purchasing this product. The Target Equity Balanced Index (the "Index") is the exclusive property of Morgan Stanley. Morgan Stanley and the Index are service marks of Morgan Stanley and have been licensed for use for certain purposes by Americo Financial Life and Annuity Insurance Company. Morgan Stanley will not have any obligation or liability to owners of this product in connection with the administration or marketing of this product, and neither Morgan Stanley nor any other party guarantees the accuracy and/or the completeness of the Index or any data included therein. Morgan Stanley and its affiliates may engage in transactions involving components of the Index for their proprietary accounts and/or for accounts of their clients, which may affect the value of such components and the level of the Index.

Prepared For:	Valued Client	Single Premium:	\$100,000.00
Issue Age:	60	Illustration Date:	April 1, 2024
State of Issue:	KS	Product:	ClassicMark 10

Additional Information

RISK FACTORS:

There are risks associated with any product linked to the Target Equity Balanced Index (the "Index"):

- The Index level may decrease due to a number of factors.
- The volatility of the Index could be greater than the target volatility.
- The volatility target may dampen the performance of the Index in rising markets.
- It is possible that the Index will be composed of a very small number of constituents at any time and may have concentration in particular sectors.
- Products linked to the Index involve risks associated with equity and fixed income markets.
- The Index has a limited performance history and past performance is no indication of future performance.
- The Index has embedded costs.
- The Index is calculated on an excess return basis.
- Purchasers of products linked to the Index will have no access to the assets underlying the Index, including dividends and interest payments.
- The Index methodology is fixed and will not change over time even if the Index underperforms a relevant benchmark.
- Morgan Stanley and its affiliates may from time to time engage in transactions involving the components of the Index, which may negatively impact the level of the Index.

Note on Simulated Returns:

The Target Equity Index went live on April 4, 2007, but the Index, which includes a 6.5% volatility control feature and potential exposure to 10-year US Treasury rolling futures, went live on August 24, 2017. Back-testing and other statistical analyses provided herein use simulated analysis and hypothetical circumstances to estimate how the Index may have performed between January 2, 2003, and August 24, 2017, prior to its actual existence. The results obtained from such "back-testing" should not be considered indicative of the actual results that might be obtained from an investment in the Index. The actual performance of the Index may vary significantly from the results obtained from back-testing. Unlike an actual performance record, simulated results are achieved by means of the retroactive application of a back-tested model itself designed with the benefit of hindsight and knowledge of factors that may have possibly affected its performance. Morgan Stanley provides no assurance or guarantee that any product linked to the Index will operate or would have operated in the past in a manner consistent with these materials. Actual results will vary, perhaps materially, from the simulated returns presented in this document.

SG Columbia Adaptive Risk Allocation Index and SG Lead Asset Select Exposure Rotation Index: The SG Columbia Adaptive Risk Allocation Index and the SG Lead Asset Select Exposure Rotation Index (each, an "SG Index") are the exclusive property of SG Americas Securities, LLC (SG Americas Securities, LLC, together with its affiliates, "SG"). SG has contracted with Solactive AG ("Solactive") to maintain and calculate the SG Columbia Adaptive Risk Allocation Index and has contracted with S&P Opco, LLC (a subsidiary of S&P Dow Jones Indices LLC) ("S&P") to maintain and calculate the SG Lead Asset Select Exposure Rotation Index. "SG Americas Securities, LLC", "SGAS", "Société Générale", "SG", "Société Générale Indices", "SGI", and "SG Columbia Adaptive Risk Allocation Index", and "SG Lead Asset Select Exposure Rotation Index" (collectively, the "SG Marks") are trademarks or service marks of SG. SG has also licensed certain marks from Columbia Management Investment Advisers, LLC or its affiliates (collectively, "Columbia Management") for use by SG with the SG Columbia Adaptive Risk Allocation Index. SG has licensed use of the SG Marks to Americo Financial Life and Annuity Insurance Company ("Americo"), and for the SG Columbia Adaptive Risk Allocation Index has sub-licensed the use of certain Columbia Management-licensed marks (the "Columbia Marks"), for use in a fixed indexed annuity offered by Americo (the "Fixed Indexed Annuity"). SG's sole contractual relationship with Americo is to license each SG Index and the SG Marks and, in the case of the SG Columbia Adaptive Risk Allocation Index, sub-license the Columbia Marks to Americo. None of SG, Solactive, Columbia Management or other third party licensor (collectively, the "Index Parties") to SG is acting, or has been authorized to act, as an agent of Americo or has in any way sponsored, promoted, solicited, negotiated, endorsed, offered, sold, issued, supported, structured or priced any Fixed Indexed Annuity or provided investment advice to Americo. Columbia Threadneedle Investments is the global brand name of the Columbia and Threadneedle group of companies.

No Index Party has passed on the legality or suitability of, or the accuracy or adequacy of the descriptions and disclosures relating to, the Fixed Indexed Annuity, including those disclosures with respect to an SG Index. The Index Parties make no representation whatsoever, whether express or implied, as to the advisability of purchasing, selling or holding any product linked to an SG Index, including the Fixed Indexed Annuity, or the ability of an SG Index to meet its stated objectives, including meeting its target volatility. The Index Parties have no obligation to, and will not, take the needs of Americo or any annuitant into consideration in determining, composing or calculating an SG Index. The selection of an SG Index as a crediting option under a Fixed Indexed Annuity does not obligate Americo or SG to invest annuity payments in the components of such SG Index.

THE INDEX PARTIES MAKE NO REPRESENTATION OR WARRANTY WHATSOEVER, WHETHER EXPRESS OR IMPLIED, AND HEREBY EXPRESSLY DISCLAIM ALL WARRANTIES (INCLUDING, WITHOUT LIMITATION, THOSE OF MERCHANTABILITY OR FITNESS FOR A PARTICULAR PURPOSE OR USE), WITH RESPECT TO ANY SG INDEX OR ANY DATA INCLUDED THEREIN OR RELATING THERETO, AND IN PARTICULAR DISCLAIM ANY GUARANTEE OR WARRANTY EITHER AS TO THE QUALITY, ACCURACY, TIMELINESS AND/OR COMPLETENESS OF ANY SG INDEX OR ANY DATA INCLUDED THEREIN, THE RESULTS OBTAINED FROM THE USE OF ANY SG INDEX AND/OR THE CALCULATION OR COMPOSITION OF ANY SG INDEX, OR CALCULATIONS MADE WITH RESPECT TO ANY FIXED INDEXED ANNUITY AT ANY PARTICULAR TIME ON ANY PARTICULAR DATE OR OTHERWISE. THE INDEX PARTIES SHALL NOT BE LIABLE (WHETHER IN NEGLIGENCE OR OTHERWISE) TO ANY PERSON FOR ANY ERROR OR OMISSION IN ANY SG INDEX OR IN THE CALCULATION OF ANY SG INDEX, AND THE INDEX PARTIES ARE UNDER NO OBLIGATION TO ADVISE ANY PERSON OF ANY ERROR THEREIN, OR FOR ANY INTERRUPTION IN THE CALCULATION OF ANY SG INDEX. NO INDEX PARTY SHALL HAVE ANY LIABILITY TO ANY PARTY FOR ANY ACT OR FAILURE TO ACT BY THE INDEX PARTIES IN CONNECTION WITH THE DETERMINATION, ADJUSTMENT OR MAINTENANCE OF ANY SG INDEX. WITHOUT LIMITING THE FOREGOING, IN NO EVENT SHALL AN INDEX PARTY HAVE ANY LIABILITY FOR ANY DIRECT DAMAGES, LOST PROFITS OR SPECIAL, INCIDENTAL, PUNITIVE, INDIRECT OR CONSEQUENTIAL DAMAGES, EVEN IF NOTIFIED OF THE POSSIBILITY OF SUCH DAMAGES.



Prepared For:	Valued Client	Single Premium:	\$100,000.00
Issue Age:	60	Illustration Date:	April 1, 2024
State of Issue:	KS	Product:	ClassicMark 10


Additional Information

No Index Party is a fiduciary or agent of any purchaser, seller or holder of a Fixed Indexed Annuity. None of SG, Solactive, Columbia Management, or any third party licensor shall have any liability with respect to the Fixed Indexed Annuity in which an interest crediting option is based on an SG Index, nor for any loss relating to the Fixed Indexed Annuity, whether arising directly or indirectly from the use of an SG Index, its methodology, any SG Mark, Columbia Mark or otherwise. Obligations to make payments under the Fixed Indexed Annuities are solely the obligation of Amerigo.

In calculating the performance of an SG Index, SG deducts a maintenance fee of 0.50% per annum on the level of each SG Index, and fixed transaction and replication costs, each calculated and deducted on a daily basis. The transaction and replication costs cover, among other things, rebalancing and replication costs. The total amount of transaction and replication costs is not predictable and will depend on a number of factors, including the leverage of the SG Index, which on the SG Columbia Adaptive Risk Allocation Index may be as high as 150% and on the SG Lead Asset Select Exposure Rotation Index may be as high as 200%, the performance of the indexes underlying an SG Index, market conditions and, with respect to the SG Columbia Adaptive Risk Allocation Index, the changes in the market states as determined by Columbia Management, among other factors. These fees and costs, which are increased by each SG Index's leverage, will reduce the potential positive change in such SG Index and increase the potential negative change in such SG Index. While the volatility control applied by an SG Index may result in less fluctuation in rates of return as compared to indices without volatility controls, it may also reduce the overall rate of return as compared to products not subject to volatility controls.

Withdrawals may be subject to ordinary income tax, and a 10% IRS penalty may apply to withdrawals taken before age 59½.

Neither Amerigo Financial Life and Annuity Insurance Company nor any agent representing Amerigo Financial Life and Annuity Insurance Company is authorized to give legal or tax advice. Please consult a qualified professional regarding the information and concepts contained in this material.

 **No bank guarantee. • Not FDIC/NCUA/NCUSIF insured. • May lose value if surrendered early.**

This document is not a legal contract. For the exact terms and conditions, please refer to the contract.

18-631-2 (07/23)

Rev. 10/23

AF1403v1023